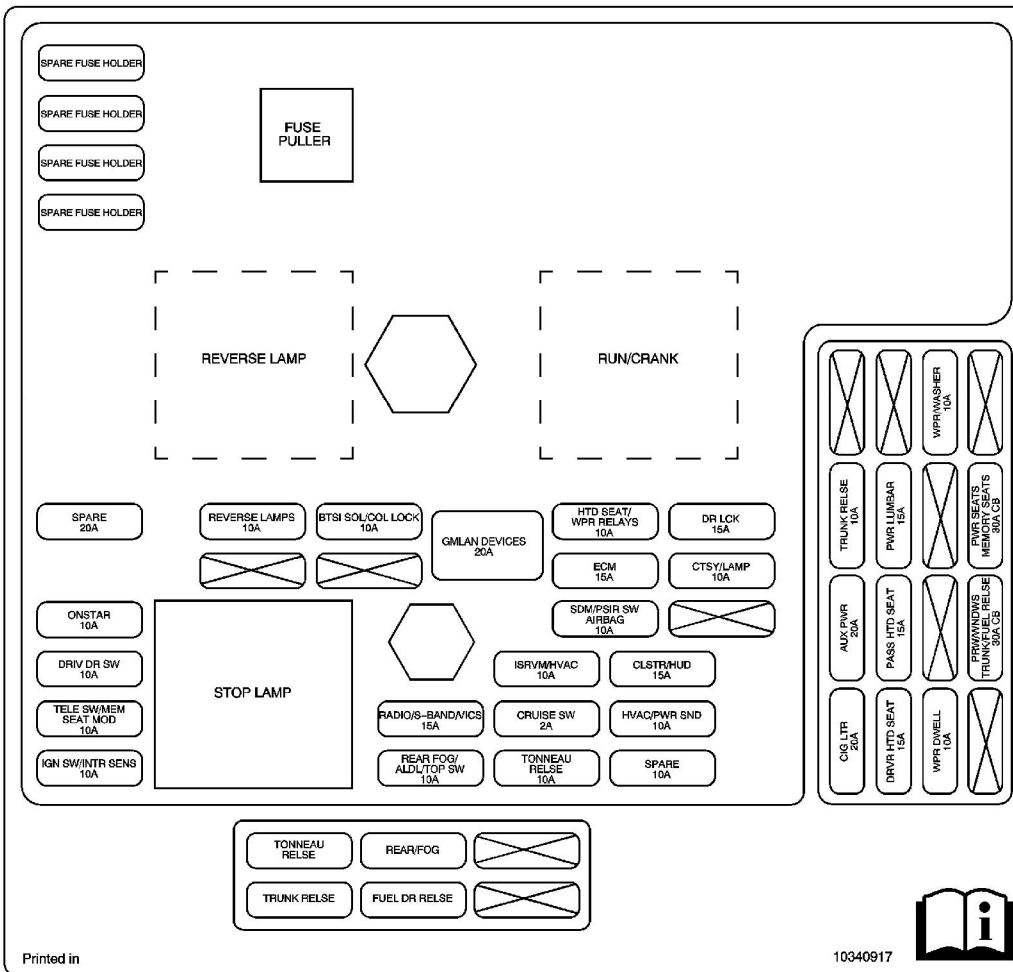


Electrical Center Identification Views

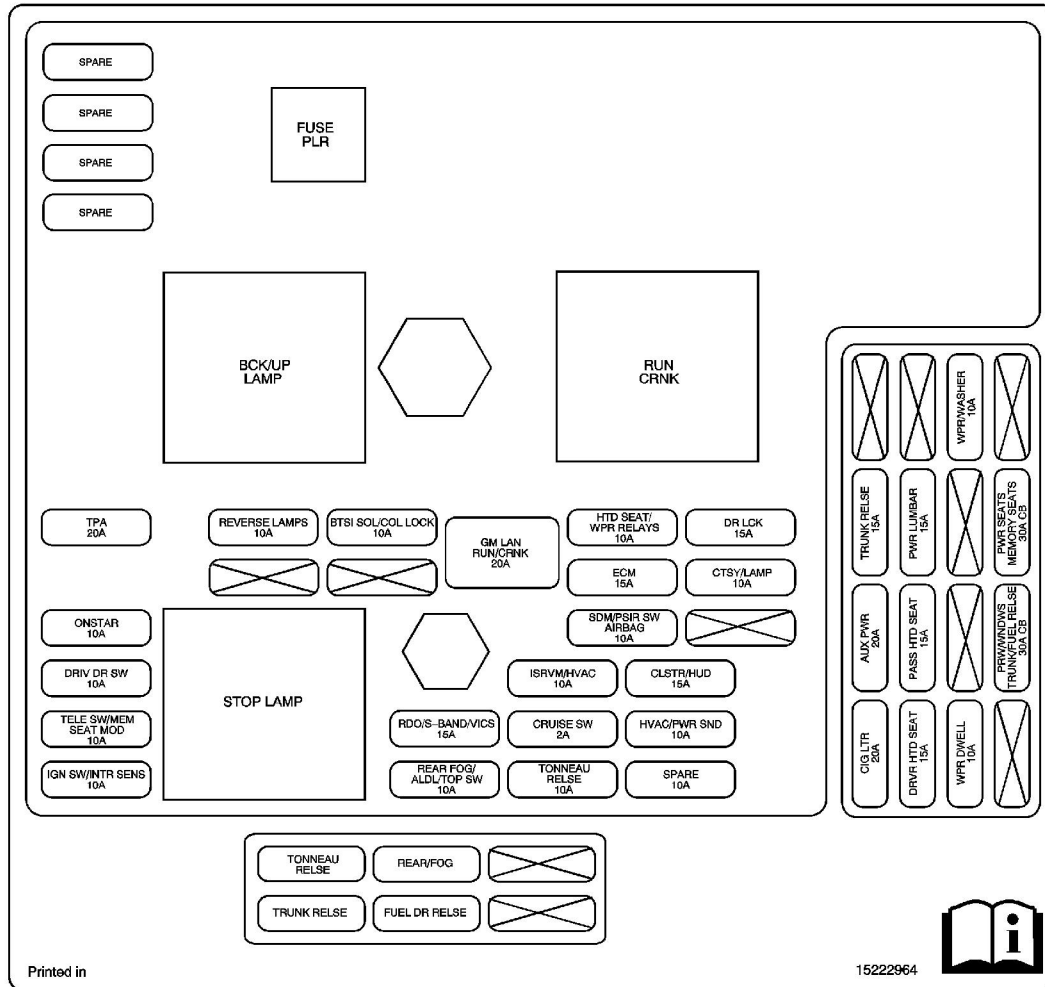
- Table 1: [BCM Label Usage](#)
- Table 2: [Fuse Block - I/P Label Usage](#)
- Table 3: [Relay Block - I/P Label Usage](#)
- Table 4: [Fuse Block - I/P Wire Entry](#)
- Table 5: [Relay Block - I/P Wire Entry](#)
- Table 6: [Fuse Block - Underhood Label Usage](#)
- Table 7: [Fuse Block - Underhood C1](#)
- Table 8: [Fuse Block - Underhood C2](#)
- Table 9: [Fuse Block - Underhood C3](#)
- Table 10: [Fuse Block - Underhood C4](#)

Fuse Block - I/P, Relay Block - I/P and BCM Label (Early Production)





Fuse Block - I/P, Relay Block - I/P and BCM Label (Late Production)



BCM Label Usage

Device	Rating	Description
BCK/UP LAMP Relay (Late Production)	--	REVERSE LAMPS Fuse
BTSI SOL/COL LOCK Fuse	10A	Automatic Transmission Shift Lever (M32) and Steering Column Lock Control Module (MM6/MZ6/MAE w/M32)
CLSTR/HUD Fuse	15A	Instrument Panel Cluster (IPC) and Head Up Display (HUD) (UV6)
CRUISE SW Fuse	2A	Clutch Pedal Position (CPP) Switch (MM6/MZ6) and Turn Signal/Multifunction Switch

CTSY/LAMP Fuse	10A	BCM
DRIV DR SW Fuse	10A	Driver Door Switch Assembly (DDSA)
DR LCK Fuse	15A	BCM
ECM Fuse	15A	Clutch Pedal Start Switch (MM6/MZ6), Engine Control Module (ECM) and Park/Neutral Position (PNP) Switch (M32)
GMLAN DEVICES (Early Production) GM LAN RUN/CRNK (Late Production) Fuse	20A	Fuse Block - Underhood TCM/TRANS and ABS/MRRTD Fuses, Automatic Transmission (M32), Electronic Brake Control Module (EBCM), Electronic Suspension Control (ESC) Module (F55), and Transmission Control Module (TCM) (M32)
HTD SEAT/WPR RELAYS Fuse	10A	Fuse Block - Underhood Diode 1, Diode 2 and WIPER RUN/ACC Relay 42
HVAC/PWR SND Fuse	10A	HVAC Control Module and Theft Deterrent Alarm Siren (UA2)
IGN SW/INTR SENS Fuse	10A	BCM and Intrusion Sensor (UA2)
ISRVM/HVAC Fuse	10A	HVAC Control Module, Theft Deterrent Alarm Siren (UA2), Steering Column Lock Control Module, Air Temperature Sensor - Inside and Inside Rearview Mirror
ONSTAR Fuse	10A	Vehicle Communication Interface Module (VCIM) (UE1) and Cellular Microphone
RADIO/S-BAND/VICS (Early Production) RDO/S-BAND/VICS Fuse (Late Production)	15A	Digital Radio Receiver (U2K), Traffic Information Receiver (UZD), and Radio
REVERSE LAMPS Fuse	10A	Backup Lamp - Left/Right and Inside Rearview Mirror
REVERSE LAMP Relay (Early Production)	--	REVERSE LAMPS Fuse
RUN/CRANK Relay (Early Production) RUN CRNK Relay (Late Production)	--	CRUISE SW Fuse, ISRVM/HVAC Fuse, HTD SEAT/WPR RELAYS Fuse, GMLAN DEVICES Fuse (Early Production), GM LAN RUN/CRNK Fuse (Late Production), ECM Fuse, and SDM/PSIR SW AIRBAG Fuse
SDM/PSIR SW AIRBAG Fuse	10A	Inflatable Restraint Sensing and Diagnostic Module (SDM) and Inflatable Restraint I/P Module Disable Switch
SPARE Fuse	10A	--
STOP LAMP Relay	--	Center High Mounted Stop Lamp (CHMSL), BCM Logic, and Tail/Stop Lamp - Left/Right (T79)
TPA Fuse (Late Production)	20A	Folding Top Cover Pulldown Actuator (CM7)
TELE SW/MEM SEAT MOD Fuse	10A	Tilt/Telescope Switch (N37/NP7), Memory Seat Module - Driver (AAB) and Seat Adjuster Switch - Driver

TONNEAU RELSE Fuse	10A	Relay Block - I/P TONNEAU RELSE Relay
REAR FOG/ALDL/TOP SW Fuse	10A	Folding Top Control Switch (CM7), Relay Block - I/P REAR/FOG Relay (T79), and Data Link Connector (DLC)
Printed Circuit Board (PCB) Relays - Not Serviceable		
DRIVER DOOR UNLATCH PCB Relay	--	Door Latch - Driver
INADVERTENT LOAD CONTROL PCB Relay	--	Courtesy Lamp - Left, Courtesy Lamp - Right, Garage Door Opener, I/P Compartment Lamp, Rear Compartment Courtesy Lamp - Left, Rear Compartment Courtesy Lamp - Right, Underhood Lamp, Vanity Mirror Lamp - Left, and Vanity Mirror Lamp - Right
PASSENGER DOOR UNLATCH PCB Relay	--	Door Latch - Front Passenger

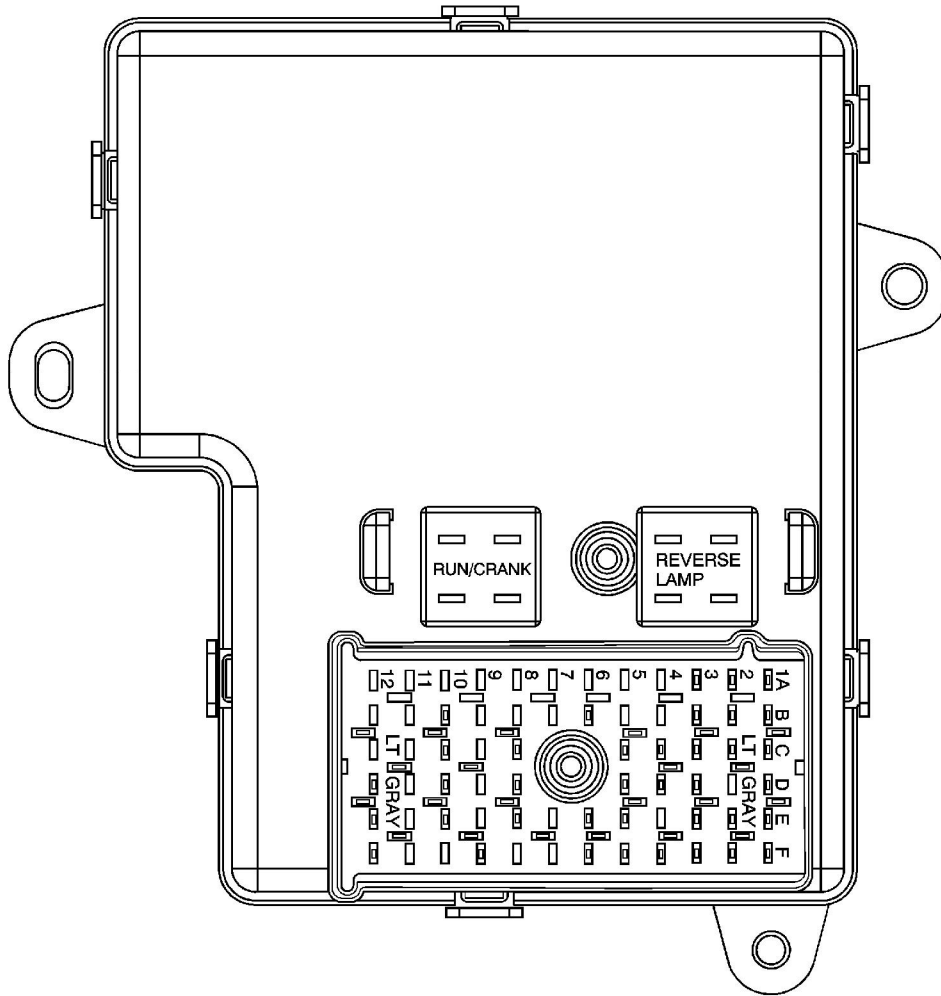
Fuse Block - I/P Label Usage

Device	Rating	Description
AUX PWR Fuse	20A	Auxiliary Power Outlet
CIG LTR Fuse	20A	Cigar Lighter
DRVR HTD SEAT Fuse	15A	Heated Seat Module - Driver (KA1)
PASS HTD SEAT Fuse	15A	Heated Seat Module - Passenger (KA1)
PWR LUMBAR Fuse	15A	Lumbar Switch - Driver and Lumbar Switch - Passenger
PWR SEATS MEMORY SEATS Circuit Breaker	30A	Memory Seat Module - Driver (AAB), Seat Adjuster Switch - Driver, and Seat Adjuster Switch - Front Passenger
PWR/WNDWS TRUNK/FUEL RELSE Circuit Breaker	30A	Driver Door Module (DDM), Front Passenger Door Module (FPDM), and Relay Block - I/P FUEL DR RELSE Relay
TRUNK RELSE Fuse (Early Production)	10A	Rear Compartment Lid Pulldown Actuator (Y07) and Relay Block - I/P TRUNK RELSE Relay (Y67)
TRUNK RELSE Fuse (Late Production)	15A	Rear Compartment Lid Pulldown Actuator (Y07) and Relay Block - I/P TRUNK RELSE Relay (Y67)
WPR DWELL Fuse	10A	BCM
WPR/WASHER Fuse	10A	Windshield Wiper/Washer Switch

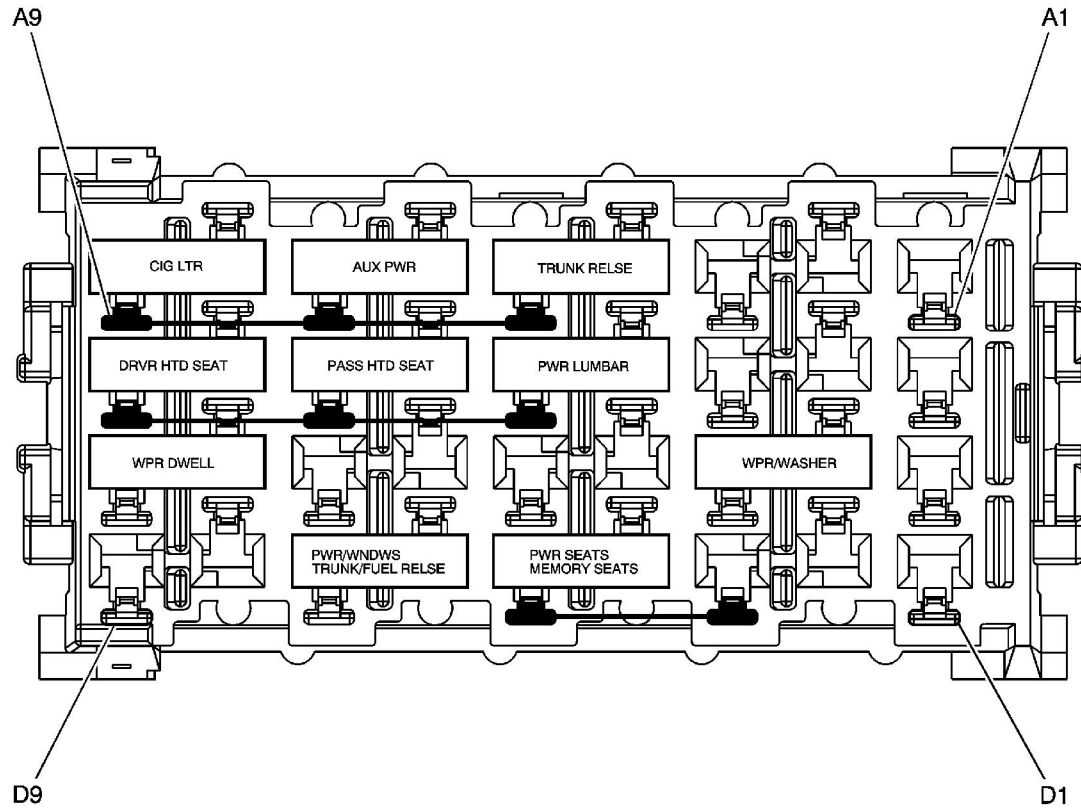
Relay Block - I/P Label Usage

Device	Rating	Description
FUEL DR RELSE Relay	--	Fuel Door Release Actuator and Fuel Door Release Switch
REAR/FOG Relay (T79)	--	Fog Lamp - LR/RR (T79)
TONNEAU RELSE Relay	--	Folding Top Cover Latch Actuator
TRUNK RELSE Relay (Y67)	--	BCM and Rear Compartment Lid Latch Assembly (Y67)

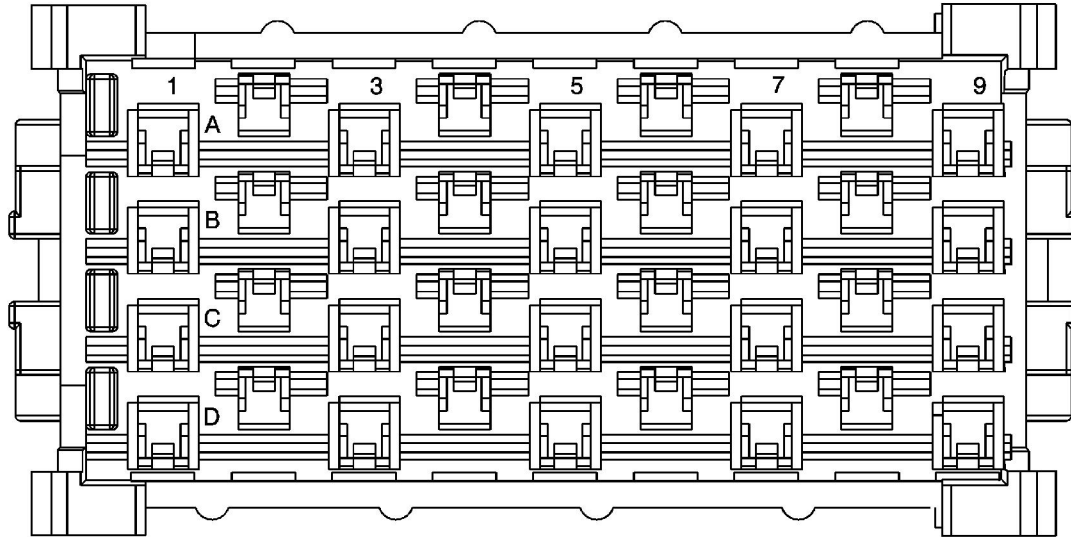
BCM Top View



Fuse Block - I/P Top View



Fuse Block - I/P Bottom View

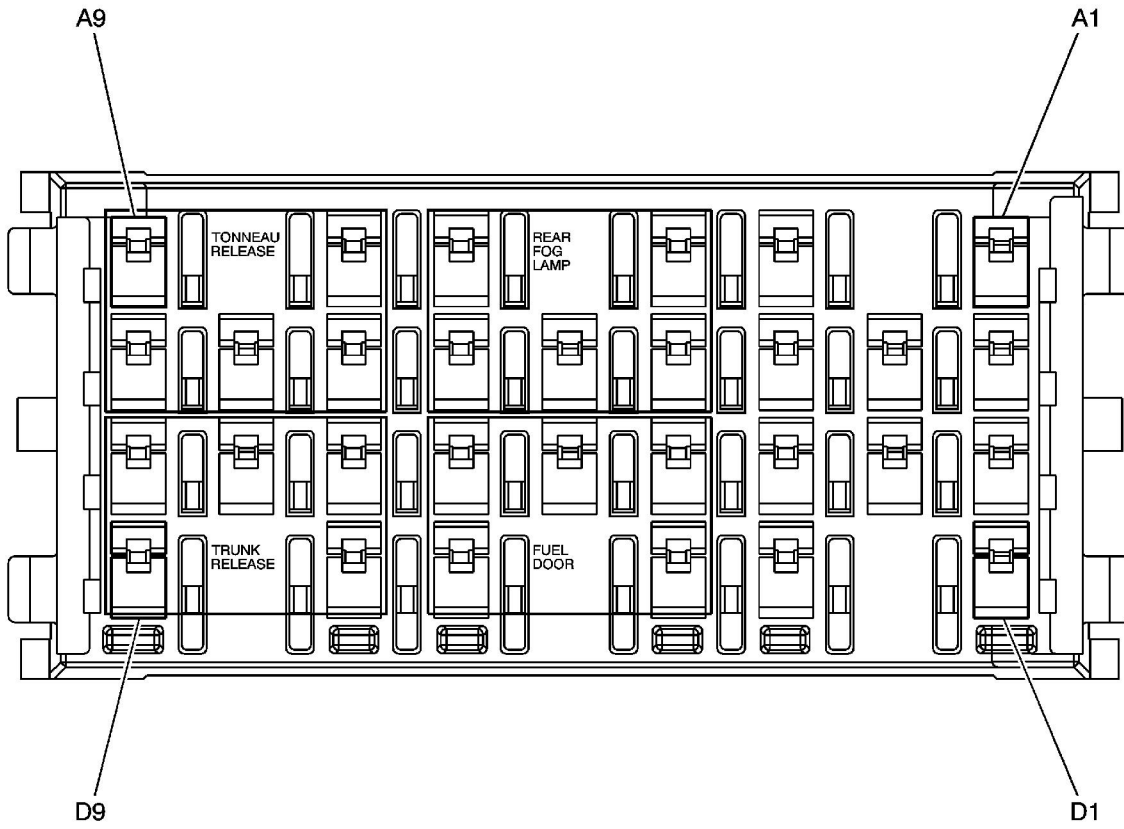


Fuse Block - I/P Wire Entry

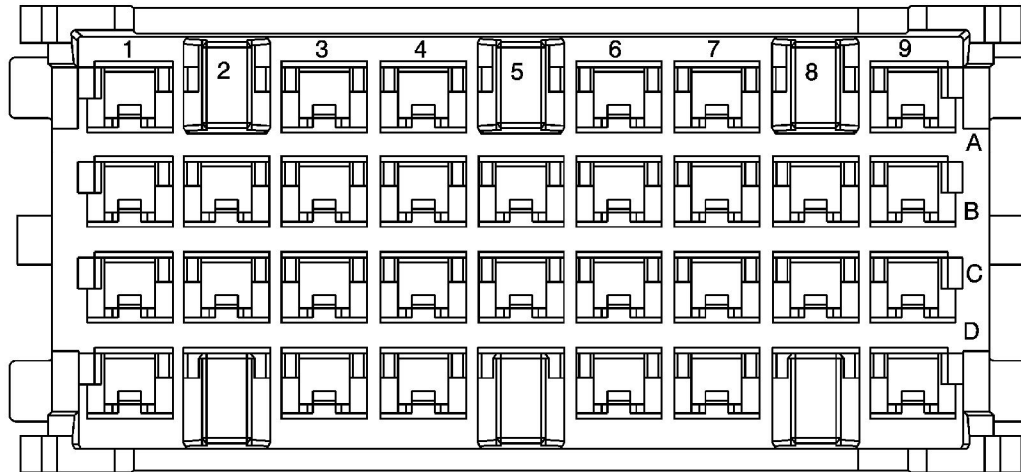
Connector Part Information		<ul style="list-style-type: none"> • 12160504 • 36-Way F Metri-Pack 280 Series, Flexlock (BK) • Indexing May Vary 	
Pin	Wire Color	Circuit No.	Function
A1-A3	--	--	Not Used
A4	RD/WH	3640	Battery Positive Voltage
A5	--	--	Not Used
A6	RD/WH	3540	Battery Positive Voltage
A7	RD/BK	742	Battery Positive Voltage
A8	RD/WH	3440	Battery Positive Voltage
A9	--	--	Not Used
B1-B3	--	--	Not Used
B4	RD/WH	2240	Battery Positive Voltage
	RD/WH	2240	Battery Positive Voltage

B5	--	--	Not Used
B6	RD/WH	3240	Battery Positive Voltage
B7	RD/BK	742	Battery Positive Voltage
B8	RD/WH	1640	Battery Positive Voltage
B9	--	--	Not Used
C1	--	--	Not Used
C2	YE	243	Accessory Voltage
C3	YE	143	Accessory Voltage
C4-C7	--	--	Not Used
C8	YE	196	Windshield Wiper Motor Park Switch Signal
C9	PK	5780	Windshield Wiper Motor Park Switch Signal
D1-D2	--	--	Not Used
D3	RD/WH	1540	Battery Positive Voltage
D4	RD/BK	742	Battery Positive Voltage
D5	RD/WH	1540	Battery Positive Voltage
D6	RD/BK	742	Battery Positive Voltage
D7	RD/WH	1440	Battery Positive Voltage
D8-D9	--	--	Not Used

Relay Block - I/P Top View



Relay Block - I/P Bottom View

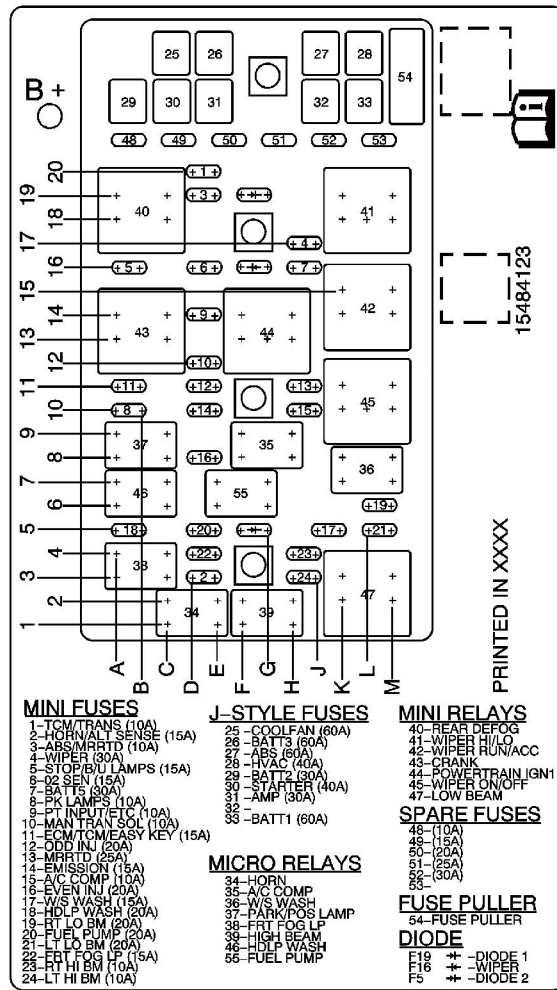


Relay Block - I/P Wire Entry

Connector Part Information		<ul style="list-style-type: none"> • 12146836 • 30-Way F Metri-Pack 280 Series, Flexlock (BK) • Indexing May Vary 	
Pin	Wire Color	Circuit No.	Function
A1-A3	--	--	Not Used
A4	RD/WH	1040	Battery Positive Voltage (EUR/JAPAN)
	RD/WH	1040	Battery Positive Voltage (EUR/JAPAN)
A6	L-BU	187	Rear Fog Lamp Switch Signal (T79, EUR/JAPAN)
A7	RD/WH	3140	Battery Positive Voltage (CM7)
A9	BK	1550	Ground (CM7)
B1-B3	--	--	Not Used
B4	RD/WH	1040	Battery Positive Voltage (T79, EUR/JAPAN)
B5	--	--	Not Used

B6	OG	122	Rear Fog Lamp Supply Voltage (T79, EUR/JAPAN)
B7	GY	2169	Convertible Top Relay Cover Release Control (CM7)
B8	--	--	Not Used
B9	PU	2168	Folding Top Lid Latch Supply Voltage (CM7)
C1-C3	--	--	Not Used
C4	RD/WH	1440	Battery Positive Voltage
C5	--	--	Not Used
C6	WH	93	Fuel Door Release Relay Control
C7	RD/WH	3640	Battery Positive Voltage (EUR/JAPAN)
	RD/WH	3640	Battery Positive Voltage (EUR/JAPAN)
C8	--	--	Not Used
C9	L-BU	1344	Trunk Release Relay Control
D1-D3	--	--	Not Used
D4	RD/WH	1440	Battery Positive Voltage
D6	PK	79	Trunk Release Relay Control
D7	RD/WH	3640	Battery Positive Voltage (EUR/JAPAN)
D9	L-BU	383	Trunk Release Control (EUR/JAPAN)

Fuse Block - Underhood Label



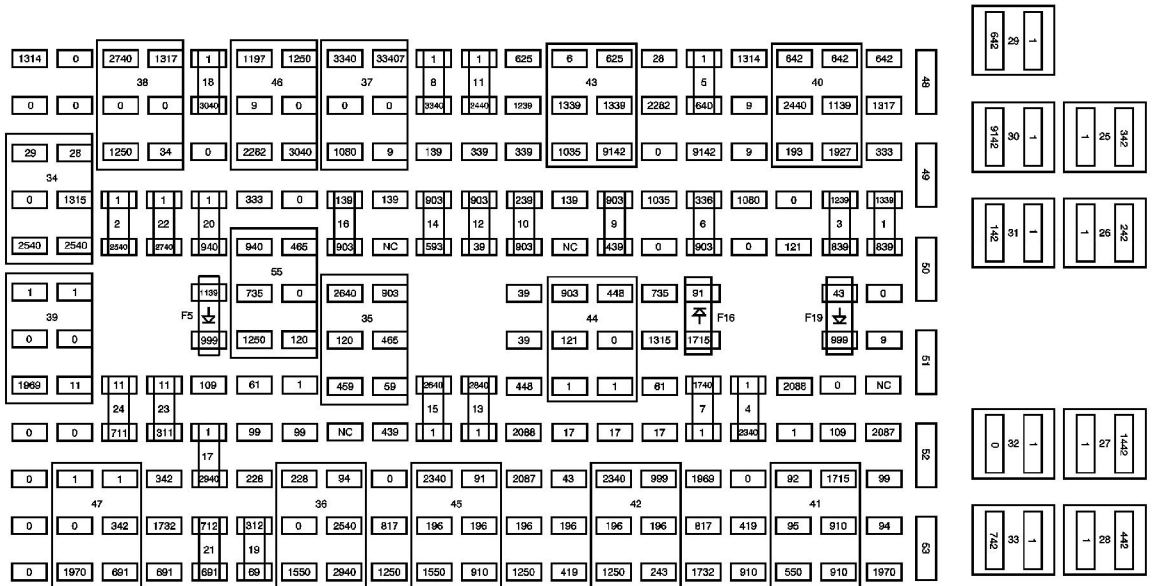
Fuse Block - Underhood Label Usage

No.	Device	Rating	Description
1	TCM/TRANS (M32)	10A	Automatic Transmission and Transmission Control Module (TCM)
2	HORN/ALT SENSE Fuse	15A	Generator and HORN Relay 34
3	ABS/MRRTD Fuse	10A	Electronic Brake Control Module (EBCM) and Electronic Suspension Control (ESC) Module
4	WIPER Fuse	30A	WIPER ON/OFF Relay 45 and WIPER RUN/ACC Relay 42
5	STOP/B/U/LAMPS Fuse	15A	Body Control Module (BCM) STOP LAMP Relay
6	O2 SEN Fuse	15A	Heated Oxygen Sensors (HO2S)
7	BATT5 Fuse	30A	Body Control Module (BCM) TELE SW/MEM SEAT MOD, DRIV DR SW, IGN SW/INTR SENS, ONSTAR, and TPA Fuses
8	PK LAMPS Fuse	10A	PARK LAMP Relay 37
9	PT INPUT/ETC Fuse	10A	Engine Control Module (ECM)

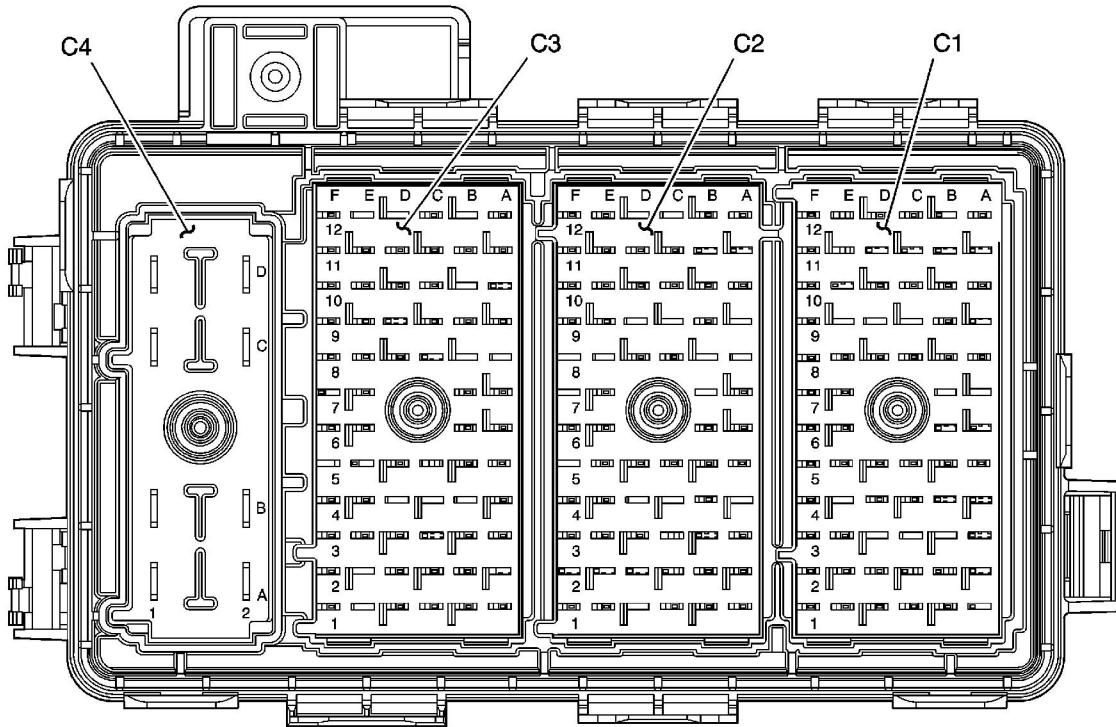
10	MAN TRAN SOL Fuse	10A	Skip Shift Solenoid (MM6/MZ6 w/JL5)
11	ECM/TCM/EASY KEY	15A	Engine Control Module (ECM), Remote Control Door Lock Receiver (RCDLR), and Transmission Control Module (TCM) (M32)
12	ODD INJ Fuse	20A	Odd Fuel Injectors and Ignition Coil/Modules
13	MRRTD Fuse	25A	Evaporative Emission (EVAP) Canister Vent Solenoid and Electronic Suspension Control (ESC) Module
14	EMISSION Fuse	15A	Evaporative Emission (EVAP) Canister Purge Solenoid
15	A/C COMP Fuse	10A	A/C COMP Relay 35
16	EVEN INJ Fuse	20A	Even Fuel Injectors and Ignition Coil/Modules
17	W/S WASH Fuse	15A	W/S WASH Relay 36
18	HDLP WASH Fuse	20A	HDLP WASH Relay 46
19	RT LO BM Fuse	20A	Right Headlamp Ballast
20	FUEL PUMP Fuse	20A	FUEL PUMP Relay 55
21	LT LO BM Fuse	20A	Left Headlamp Ballast
22	FRT FOG LP Fuse	15A	FOG LP Relay 38
23	RT HI BM Fuse	10A	Right High Beam Headlamp
24	LT HI BM Fuse	10A	Left High Beam Headlamp
25	COOLFAN	60A	Fan Control Module
26	BATT3 Fuse	60A	Body Control Module (BCM) A.C. LATCH/PK BRK B, BTSI SOL/COL LOCK, CLUSTER, DOOR LOCKS, HVAC/PWR SND, INTERIOR LIGHTS, PWR FLDG MIR-EXT/RET, RADIO/ANT/VICS, REAR FOG/ALDL TOP SW Fuses, and RUN/CRANK Relay 2
27	ABS Fuse	60A	Electronic Brake Control Module (EBCM)
28	HVAC Fuse	40A	Blower Motor Control Processor
29	BATT2 Fuse	40A	Folding Top Module and REAR DEFOG Relay 4
30	STARTER Fuse	40A	CRANK Relay 43
31	AMP Fuse	30A	Audio Amplifier
32	Empty	--	Not Used
33	BATT1 Fuse	60A	I/P Fuse Block DOOR CONTROLS and POWER SEATS Circuit Breakers, HEATED SEAT LH, HEATED SEAT RH, and POWER LUMBAR LH/RH Fuses
34	HORN Relay	--	Horns
35	A/C COMP Relay	--	A/C Compressor Clutch
36	W/S WASH Relay	--	Windshield Washer Fluid Pump
37	PARK/POS LAMP Relay	--	Park Lamps
38	FRT FOG LP Relay	--	Front Fog Lamps
39	HIGH BEAM Relay	--	High Beam Headlamps
40	REAR DEFOG Relay	--	Rear Window Defogger
	WIPER HI/LO		

41	Relay	--	Wiper/Washer System
42	WIPER RUN/ACC Relay	--	Wiper/Washer System
43	CRANK Relay	--	Starter
44	POWERTRAIN IGN1 Relay	--	EMISSION, EVEN INJ, ETC, FUEL, O2, and ODD INJ Fuses and A/C COMP Relay 35
45	WIPER ON/OFF Relay	--	Wiper/Washer System
46	HDLP WASH Relay	--	Headlamp Washer Fluid Pump
47	LOW BEAM Relay	--	Low Beam Headlamps
48	SPARE FUSE	10A	Not Used
49	SPARE FUSE	15A	Not Used
50	SPARE FUSE	20A	Not Used
51	SPARE FUSE	25A	Not Used
52	SPARE FUSE	30A	Not Used
53	Empty	--	Not Used
54	FUSE PULLER	--	Fuse Puller
55	FUEL PUMP Relay	--	Fuel Pump and Sender Assembly
F5	DIODE 2	--	Wiper/Washer System
F16	WIPER Diode	--	Wiper/Washer System
F19	DIODE 1	--	Wiper/Washer System

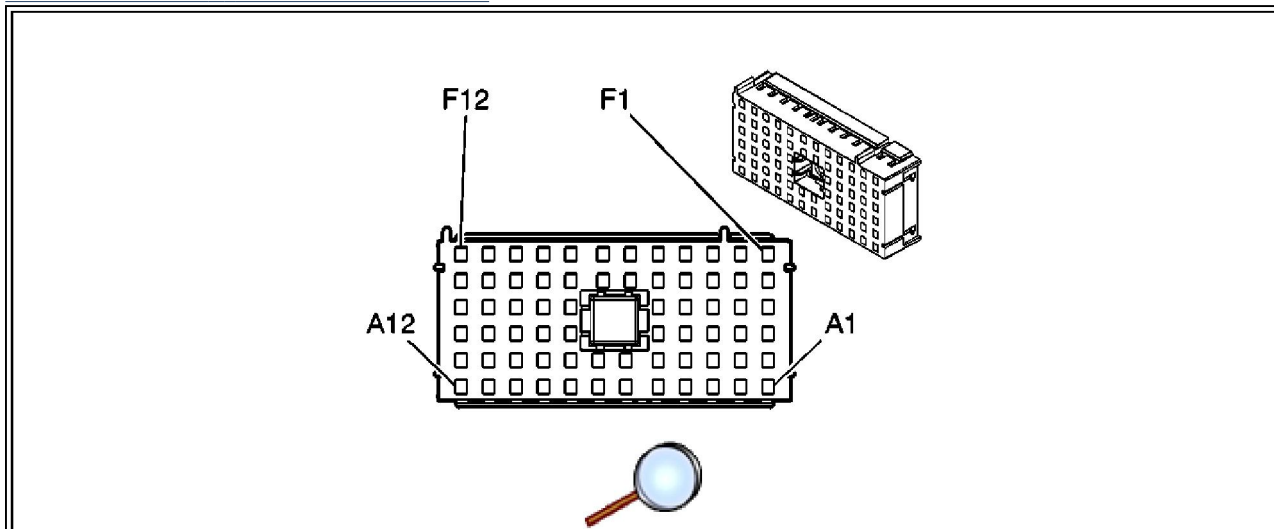
Fuse Block - Underhood Top View



Fuse Block - Underhood Bottom View



Fuse Block - Underhood C1

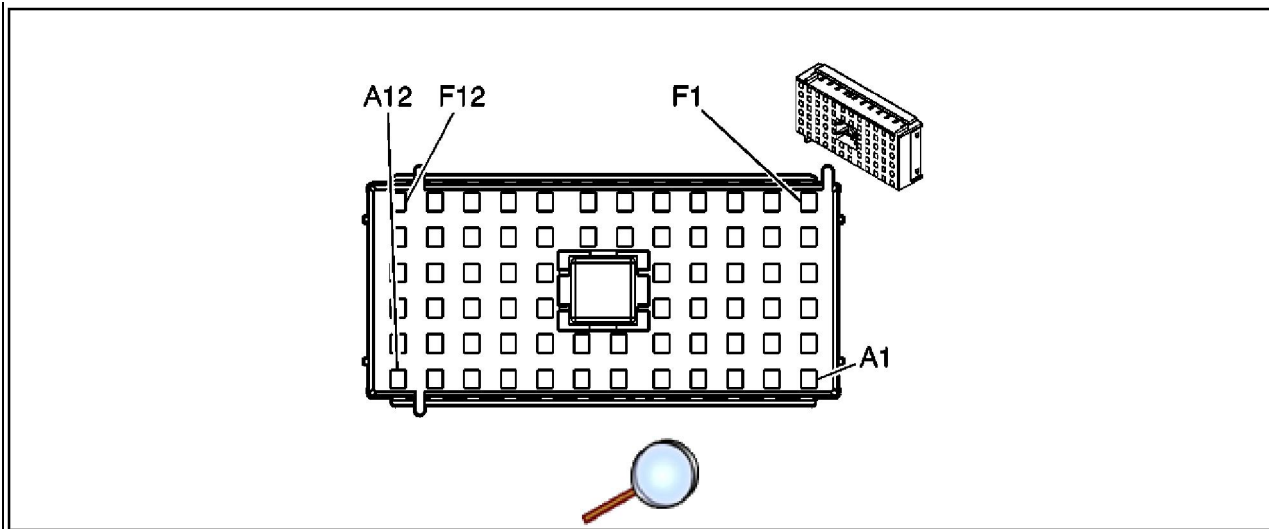


Connector Part Information

- 15319896
- 68-Way F Metri-Pack 280 Series, Flexlock (BK)

Pin	Wire Color	Circuit No.	Function
A1-A9	--	--	Not Used
A10	D-GN	29	Horn Control
A11	--	--	Not Used
A12	L-BU/WH	1314	Left Front Turn Signal Lamp Supply Voltage
B1-B8	--	--	Not Used
B9	D-BU/WH	1315	Right Front Turn Signal Lamp Supply Voltage
B10-B12	--	--	Not Used
C1-C3	--	--	Not Used
C4	D-GN/WH	711	Left Headlamp High Beam Supply Voltage
C5	--	--	Not Used
C8-C9	--	--	Not Used
C10	BK	1250	Ground
C11-C12	--	--	Not Used
D1	--	--	Not Used
D2	OG	1732	Courtesy Lamps Supply Voltage
D3	--	--	Not Used
D4	L-GN/BK	311	Right Headlamp High Beam Supply Voltage
D5	--	--	Not Used
D8-D9	--	--	Not Used
D10	PU	34	Fog Lamps Supply Voltage
	PU	34	Fog Lamps Supply Voltage
D11-D12	--	--	Not Used
E1	--	--	Not Used
E2	YE	712	Left Headlamp Low Beam Supply Voltage
E3-E4	--	--	Not Used
E5	PK/BK	109	Hood Ajar Switch Signal (UA2)
E6-E12	--	--	Not Used
F1	--	--	Not Used
F2	TN/WH	312	Right Headlamp Low Beam Supply Voltage
F3	OG	228	Windshield Washer Pump Control
F4	TN/WH	99	Windshield Washer Fluid Level Signal
F5	YE	61	Low Reference
F6	--	--	Not Used
F7	L-GN/BK	735	Ambient Air Temperature Sensor Signal
F8	--	--	Not Used
F9	PU	333	Brake Fluid Level Sensor Signal
F10	--	--	Not Used
F11	BN	9	Park Lamp Supply Voltage
F12	PU	1197	Headlamp Washer Pump Control (CE4)

Fuse Block - Underhood C2

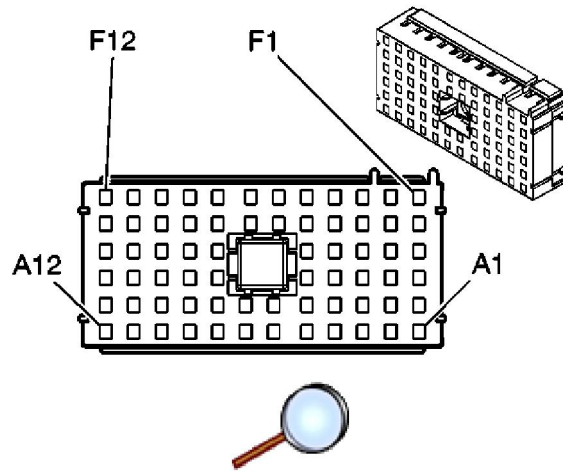


Connector Part Information		<ul style="list-style-type: none"> • 15319895 • 68-Way F Metri-Pack 280 Series, Flexlock (GY) 	
Pin	Wire Color	Circuit No.	Function
A1	--	--	Not Used
A2	RD/WH	2540	Battery Positive Voltage
A3-A4	--	--	Not Used
A5	D-GN/WH	459	A/C Compressor Clutch Relay Control
A6	GY	120	Fuel Pump Supply Voltage
A7-A12	--	--	Not Used
B1	--	--	Not Used
B2	D-GN/WH	817	Vehicle Speed Signal
B3	--	--	Not Used
B4	PK	439	Ignition 1 Voltage
B5	D-GN	59	A/C Compressor Clutch Supply Voltage
B6	D-GN/WH	465	Fuel Pump Relay Control
B7-B8	--	--	Not Used
B9	PK	139	Ignition 1 Voltage
B10-B12	--	--	Not Used
C1-C5	--	--	Not Used
C8	PK	539	Ignition 1 Voltage
	PK	539	Ignition 1 Voltage
C9	--	--	Not Used
C10	PK	139	Ignition 1 Voltage
	PK	139	Ignition 1 Voltage
C11-C12	--	--	Not Used
D1-D4	--	--	Not Used
D5	RD/WH	2840	Battery Positive Voltage
D8	PK	39	Ignition 1 Voltage

D9	--	--	Not Used
D10	PK	339	Ignition 1 Voltage
	PK	339	Ignition 1 Voltage
D11	RD/WH	2440	Battery Positive Voltage
	RD/WH	2440	Battery Positive Voltage (M32)
D12	--	--	Not Used
E1	BK	1250	Ground
E2	--	--	Not Used
E3	D-GN	2087	5 Volt Reference
	D-GN	2087	5 Volt Reference
E4	L-BU	2088	Low Reference
	L-BU	2088	Low Reference
E5	WH/BK	448	Powertrain Diagnostic Enable
E6	PK	39	Ignition 1 Voltage
	PK	39	Ignition 1 Voltage
E7	PK	39	Ignition 1 Voltage
	PK	39	Ignition 1 Voltage
E8	--	--	Not Used
E9	PK	239	Ignition 1 Voltage (MM6)
E10	PK	339	Ignition 1 Voltage
	PK	339	Ignition 1 Voltage
E11	PK	1239	Ignition 1 Voltage
	PK	1239	Ignition 1 Voltage
E12	YE/BK	625	Starter Enable Relay Control
F1	BN/WH	419	Check Engine Indicator Control
F2	--	--	Not Used
F3	YE	43	Accessory Voltage
	YE	43	Accessory Voltage (M32)
F4	WH	17	Stop Lamp Switch Signal
	WH	17	Stop Lamp Switch Signal (M32)
F5	--	--	Not Used
F6	WH	121	Engine Speed Signal
F7-F8	--	--	Not Used
F9	PK	139	Ignition 1 Voltage
	PK	139	Ignition 1 Voltage
F10	PU/WH	1035	Starter Relay Coil Supply Voltage (MM6)
F11	PK	1339	Ignition 1 Voltage (M32)
F12	PU	6	Starter Solenoid Crank Voltage

Fuse Block - Underhood C3

--	--	--	--

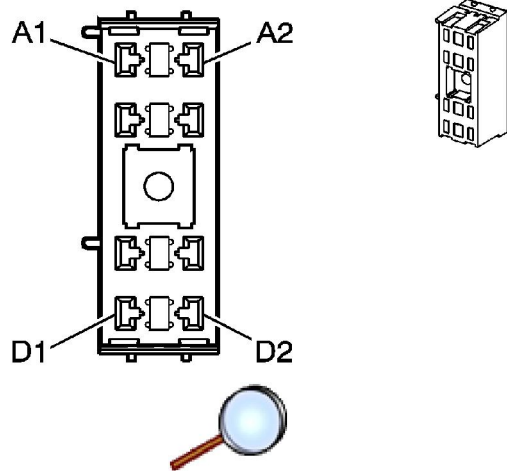


Connector Part Information		<ul style="list-style-type: none"> • 15319894 • 68-Way F Metri-Pack 280 Series, Flexlock (WH) 	
Pin	Wire Color	Circuit No.	Function
A1	YE	243	Accessory Voltage
	YE	243	Accessory Voltage
A2	YE	196	Windshield Wiper Motor Park Switch Signal
	YE	196	Windshield Wiper Motor Park Switch Signal
A3	--	--	Not Used
A4	WH	17	Stop Lamp Switch Signal
A5	YE	61	Low Reference
A6	D-BU/WH	1315	Right Front Turn Signal Lamp Supply Voltage
A7	L-GN/BK	735	Outside Ambient Air Temperature Sensor Signal
A8	--	--	Not Used
A9	PU/WH	1035	Starter Relay Coil Supply Voltage
A10	--	--	Not Used
A11	WH	2282	Headlamp Washer Relay Control
A12	TN	28	Horn Relay Control
B1	OG	1732	Courtesy Lamps Supply Voltage
B2	D-GN/WH	817	Vehicle Speed Signal
B3	TN/WH	1969	Headlamp High Beam Relay Control
B4	--	--	Not Used
B5	RD/WH	1740	Battery Positive Voltage
B6	L-GN	1715	Windshield Wiper Switch High Signal
B7	GY	91	Windshield Wiper Switch Signal 2
B8-B10	--	--	Not Used
B11	RD/WH	640	Battery Positive Voltage
B12	--	--	Not Used
C1	--	--	Not Used

C2	BN/WH	419	Check Engine Indicator Control
C3-C5	--	--	Not Used
C8	--	--	Not Used
C9	WH	1080	Park Lamp Relay Control
C10	BN	9	Park Lamp Supply Voltage
C11	BN	9	Park Lamp Supply Voltage
C12	L-BU/WH	1314	Left Front Turn Signal Lamp Supply Voltage
D1	BK	1550	Ground
D2	D-GN	95	Windshield Wiper Motor Low Speed Control
D3	PU	92	Windshield Wiper Motor High Speed Control
D4	--	--	Not Used
D5	L-BU	2088	Steering Wheel Position Sensor Low Reference
	L-BU	2088	Steering Wheel Position Sensor Low Reference
D8	WH	121	Engine Speed Signal
	WH	121	Engine Speed Signal
D9	--	--	Not Used
D10	WH	193	Rear Defog Relay Control
D11	RD/WH	2440	Battery Positive Voltage
D12	--	--	Not Used
E1-E6	--	--	Not Used
E7	YE	43	Accessory Voltage
E8	PK	839	Ignition 1 Voltage
E9	--	--	Not Used
E10	BK	1927	Radio Antenna/Rear Window Defog Control Module Supply Voltage
E11	PK	1139	Ignition 1 Voltage
E12	--	--	Not Used
F1	PK/WH	1970	Headlamp Low Beam Relay Control
	PK/WH	1970	Headlamp Low Beam Relay Control
F2	PK	94	Windshield Washer Switch Signal
F3	TN/WH	99	Windshield Washer Fluid Level Signal
F4	D-GN	2087	Steering Wheel Position Sensor 5 Volt Reference
	D-GN	2087	Steering Wheel Position Sensor 5 Volt Reference
F5	--	--	Not Used
F6	BN	9	Park Lamp Supply Voltage
F7-F9	--	--	Not Used
F10	PU	333	Brake Fluid Level Sensor Signal
F11	D-GN/WH	1317	Fog Lamp Relay Control
F12	--	--	Not Used

Fuse Block - Underhood C4

--	--	--	--



Connector Part Information		<ul style="list-style-type: none"> • 15447740 • 8-Way F Metri-Pack 800 Series (BK) 	
Pin	Wire Color	Circuit No.	Function
A1	RD/BK	442	Battery Positive Voltage
A2	RD/BK	742	Battery Positive Voltage
B1	RD/BK	1442	Battery Positive Voltage
B2	--	--	Not Used
C1	RD/BK	242	Battery Positive Voltage
C2	RD/BK	142	Battery Positive Voltage
D1	RD/BK	342	Battery Positive Voltage
D2	--	--	Not Used